


AUTOHAUS LANCASTER, INC.
1373 MANHEIM PIKE
LANCASTER, PENNSYLVANIA 17604



Our home on the range





This year, over 15-million will get into some kind of car and set out to discover the wonder, the relaxation and the sheer joy of the great outdoors. They'll stuff themselves and their gear into sedans and conventional station wagons. They'll haul boxes behind them. Some will hitch on a house. Some will convert their pick-up trucks into campers. And some, of course, will buy a rucksack for each member of the family and thumb their way to the nearest mountain. But there is a rapidly growing group who will be able to take off and go just about

anywhere they like
whenever they like
with the least fuss
the least planning
at the least cost
and get the most relaxation and fun out of it all.

Those are the people who own a Volkswagen Campmobile.

In a Campmobile you don't have to pass the scenery by. You drive right into it.



A Campmobile can go places most campers have to back away from . . . like a scenic wagon trail or beach where the sand is. The engine in the rear above the drive wheels gives the Campmobile better traction under all road conditions.



Unlike conventional vehicles, the rear-engined Campmobile doesn't even need a road. That's because VW combines 4-wheel independent torsion bar suspension with a double-jointed rear axle. Thus, each driving wheel not only reacts independently to its own road surface, but it is kept almost vertical at all times — greatly increasing stability.

All this is why the Campmobile gives you such a smooth ride — is so easy to handle — is so snug on curves and so sure-footed on any kind of road and in any kind of weather. Something even non-campers appreciate.

Road clearance is another thing the Campmobile has going for it. Lets you clear the humps — get out of deep ruts. And if you happen to scrape bottom on a high spot, a fallen rock — don't panic. You're protected. The under-body is all steel. In fact, the Campmobile is rugged and tightly built from its unitized frame right down to the precise fit of all body components. VW's three-coat paint job and rustproofing tops off this ruggedness. Gives you an exterior so weather-resistant a garage is optional.

The engine is air-cooled. Which means there's no water to freeze or boil over. And for 1972, engine rating has been increased to 102.5 cu. in., but you can figure on about 18 miles to a gallon — regular. The tank holds 16 gallons. That puts around 288 miles between you and your next gas stop.

The braking system is power assisted. Up front, disc brakes. In the rear, pressure regulated brakes help reduce skids. And we didn't forget the forgetful among you. Automatically, a light switch turns brights to parking lights when you turn off the ignition.

The Campmobile windows are all giant-sized, side and rear. The windshield is one piece to give you a commanding view of the road as well as the scenery around you. And nobody is in a better position to watch out for the other guy. The ones in front. And the ones behind. There's even a built-in rear window defogger in case you fog up or ice up. You just flip a switch to clear the window — electrically. It's standard with all Campmobiles.

The Campmobile tent, while not standard, has to be one of the most desirable items ever offered. Specifically designed for the Campmobile in the way it sets up and stores, it adds lots of precious space.

The tent has its own floor and is firmly free-standing. Drive away for the day if you like. The tent will hold what you won't need for your day's excursion, while holding your spot for your return.

A Campmobile can go just about anywhere and — incidentally — just about anywhere you go, you will be able to get prompt, courteous and efficient VW service.

There are more than 1100 Volkswagen Dealerships in the U.S. alone.



The day you get your Campmobile--you are organized.

Your master check-list is built in.



Slide open the huge new side door and you enter by way of a kitchen complete with work spaces, sink and a 7½ gallon supply of fresh water. One compact cabinet contains the sink, a drawer for tableware and the 1.6 cubic foot icebox with sliding racks and roomy storage door.



Veteran campers, first timers — even wives who dread everything about camping out — like the idea of "roughing it" in a Campmobile. It's that well planned. That ingenious. That loaded with conveniences.

Take the folding utility table outboard of the icebox. It's exactly camp stove size. Folded down, it becomes the cover for a shelf grocery compartment.

As for those kitchen appliances you've grown so used to at home, there's a double 110 service outlet you can connect to the power supply many campsites provide. Naturally, the outlet will handle anything that plugs in — from an electric can opener to a TV.

Storage is designed for what most experienced campers take with them.

A quick access storage well is built into the back of the rear-facing bench seat just behind the driver.

A full-length closet (with mirrored door) takes care of clothes you want to keep wrinkle-free. In the right rear wall, there's a roomy linen closet with a dividing shelf.

And for everything from fold-away clothing, bulky blankets, toys or whatever, there are two large storage bins under the bench seats plus a wide overhead shelf across the upper rear.

When you eat — if it's indoors — you have a dining table with comfortable seating for four, and room for a highchair at the open end.

When you want a living room, fold the table back against the wall — and you have room for each member of the family to spread out the Sunday paper. As for stand-up room, you've got 4½' standard. Or, up to 7½' with the optional pop-up top.

All work surfaces are heat and scratch resistant laminated plastic — very easy to keep clean. Table surfaces and interior trim are oyster white.

The walls and ceiling are highly finished wood-grained birch plywood. Both are fiberglass insulated to protect against heat and cold. Wall-to-wall polyvinyl flooring is backed with felt soundproofing. Gold vinyl upholstery covering seats and mattress is "snap-on" removable. There are two large side windows, louvered and screened, and a "snap-on" screen for the rear door. Overall light is from a three-way ceiling fixture.

And the curtains (they go all around for privacy) are styled to match the contemporary interior.

Actually, when you think about it, the Campmobile turns a little space into a lot of room.

That's because it's so well organized.





When the kids are happy-so are you.

Children love the Campmobile.

There are wide windows to see out of. There's the table to have a snack at — or to do coloring books on. Kids can stretch out and read — or take a nap.

The split front seat is standard. Just stop the car for a second or two, and you can go on back and raid the icebox — tend the baby — sit with the kids or whatever — without the irritating business of getting out,



back in — out and in again — especially when the weather doesn't make the whole rigamarole any more appealing.

Bedtime is no problem. In ten seconds, the back seat pulls out flat and becomes a full-sized double bed. For small fry — the rear-facing bench seat becomes a bed. A hammack turns the driver compartment into another bedroom. And there's still a five-foot cot for another child in the optional pop-up top.

Everything about the Campmobile helps to make the trip — short, medium or long — easier and more fun for everybody.



Optional Equipment

The Pop-up fiberglass top and luggage rack

Provides extra head-room. Three screened openings with flaps for extra ventilation. Roof includes 5' canvas cot for one more child.

Luggage rack contains buffer rods and tie-down hooks. Can be reached from within pop-up top.



The Tent

6'6" by 9'8". External frame for easy set-up. Front portico lowers to close the tent front door. The free-standing side-mounted tent comes with vinyl flooring and connecting boot to the Campmobile. Includes all necessary guy lines and stakes plus storage bag. Door flap and two side ventilation flaps have mosquito netting and easy zipper operation.

Vent Wings

For driver's compartment.

Accessories and Options

Long side step for easier access to rear compartment. Radio (AM or AM/FM), rear seat speaker, cigarette lighter, tissue dispenser, Air Conditioning, etc.

Please ask to see our complete line.

SPECIFICATIONS

Convertible bench to bed with armrest and storage locker with door below. Rear deck mattress to complete bed make-up. Clothes closet complete with hooks and a mirror on the back of the door. Linen closet complete with shelves and door. Rear-facing passenger seat with storage area below the seat and behind the seat back. Icebox unit includes: icebox 1.6 cu. ft. capacity with polyester foam insulation, ice retention rack, and independent drain, water pump and 7½ gallon capacity water tank with filler cap and drain; stainless steel sink with drain and stopper, two utility tables, one to extend the work surface adjacent to the sink (also to cover the sink when not in use), one to provide a work surface outboard for work and cooking, utensil cabinet, what-not cabinet. Birch plywood wall and ceiling panels, insulation behind wall paneling. Curtains for all windows including windshield. Children's hammock. Jump seat stool. Grab handle and coat hooks. Overhead shelf over rear deck. Two louvered jalousie-type windows with rotary operators. Snap-on screen for rear door. Vinyl cover for spare tire and wheel. Three-way overhead ceiling lamp. 110 volt electrical inlet and interior outlet with master switch. Wear-resistant floor covering with felt backing for insulation. All seat upholstery and mattress are vinyl leatherette covered with snap-on panels. All table surfaces are marproof, and all furniture components are surfaced with woodgrained scratch and mar resistant materials; corners of all cabinets are beaded in soft plastic, and all major components are removable.

Engine & Transmission: 4-cylinder, 4-stroke (flat four) air cooled rear engine. Bore/stroke: 3.54/2.60 in. Capacity: 102.5 cu. in. (1679 cc). Compression ratio: 7.3:1. Maximum torque: 90.4 ft./lb. (SAE) at 3,300 rpm. Oil cooler. Automatic choke. Automatic preheating of carburetor air intake. Exhaust emission control system and positive crankcase ventilation. Fully synchronized, floor-mounted, four-speed transmission.

Chassis: Unitized body, reinforced with side and cross members. Independent 4-wheel torsion bar suspension, with front stabilizer bar. Telescopic double-acting hydraulic shock absorbers. Ball joints on front axle, double-jointed rear axles controlled by diagonal and trailing arms. Steering: 2.8 turns of wheel from lock to lock. Power assisted dual braking system with dashboard warning light; self-adjusting disc brakes front, rear drums with brake pressure limiting valve. Lever-action hand brake. Steel belted radial-ply tires, 185 SR 14ZX. Track: front/rear — 54.5/56.6 in. Road clearance: 7.3 in. Fuel Tank Capacity: 16 gal.

STANDARD EQUIPMENT

Bumpers, front and rear

Padded instrument panel

Glovebox with door

Side marker reflectors

Four-way safety flashers

Dual padded sunvisors

Roll-down windows in cab

Dome lights, cab and passenger compartment (except with pop-up tent option)

Windshield Washers

Fresh-air heater/defroster and ventilation system

Split front seat and aisle

Power assisted brake —
Disc brakes front —
pressure limiting valve in rear circuit

Brake-away inside rear view mirror

Outside rear view mirror, left and right

Two-speed electric windshield wipers

Coat hooks

Non-repeat ignition/steering/
starter lock plus warning buzzer

Sequenced headlight switch

Back-up lights

Seat belts for five seats
(2 front seats, 3 in rear)


Adjustable driver's seat and backrest

Sliding door on right side

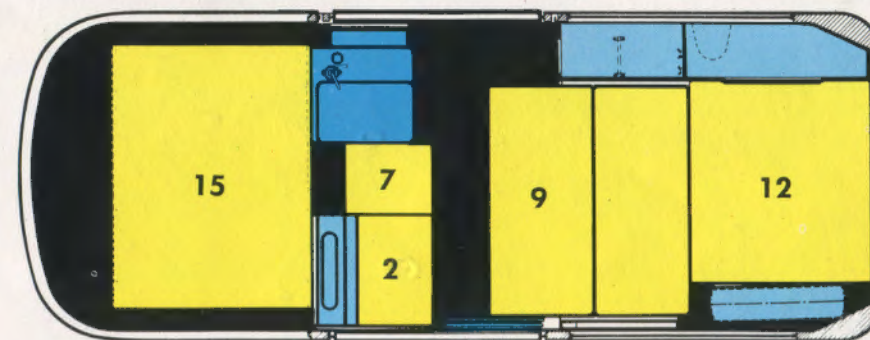
Twelve volt battery with early cut-in 540 watt generator

Ashtray

(1) Split front seats (2) Rear-facing bench seats with storage compartment underneath (3) Sink (4) Sink cover open becomes work table (5) Icebox cabinet (6) Grocery shelf cover raised to become utility table (7) Free-standing jump seat becomes a stool (8) Dinette table (9) Front-facing bench seat with storage cabinet underneath (10) Clothes closet (11) Linen closet (12) Rear mattress (13) Spare tire cover (14) Storage cabinet behind rear-facing bench seat.



Hammock (15) in driver's compartment. Tables (4-6-8) folded away. Jump seat (7) extends rear-facing bench seat (2) into a bed. Front-facing bench seat (9) pulled out to make, with mattress (12) double-bed.



EXTERIOR COLORS: Pastel White or Sierra Yellow



And when you're not camping.

Your Campmobile becomes a commuter, a shopper, a car-pool taxi or whatever. A little over a foot longer than the beetle—the Campmobile is easy to maneuver in traffic—easy to park.

Even with all the equipment left in, you've still got twice as much room as the average station wagon, and at least twice as many ways to use it.